







## DDN CROWN & BRIDGE STEPS

To ensure 100% satisfaction for both your surgery and your patient, please follow these simple steps to streamline the workflow

- 1 | Ensure ALL impression, models and componentry are included with the case to be sent.
- 2 | Ensure ALL case details are complete on lab sheet, including restoration type and material choice.
- 3 | Please provide CLEAR shade photos as per our photography guide.
- 4 | Please provide the patients ACTUAL insert date and allow 10 working days to be returned.



162 Pascoe Vale Rd, Moonee Ponds VICTORIA, Australia 3039

 1300 550 956 |  [info@digitaldentalnetwork.com.au](mailto:info@digitaldentalnetwork.com.au) |  digital dental network

Come visit us at Booth 188 at the ADC